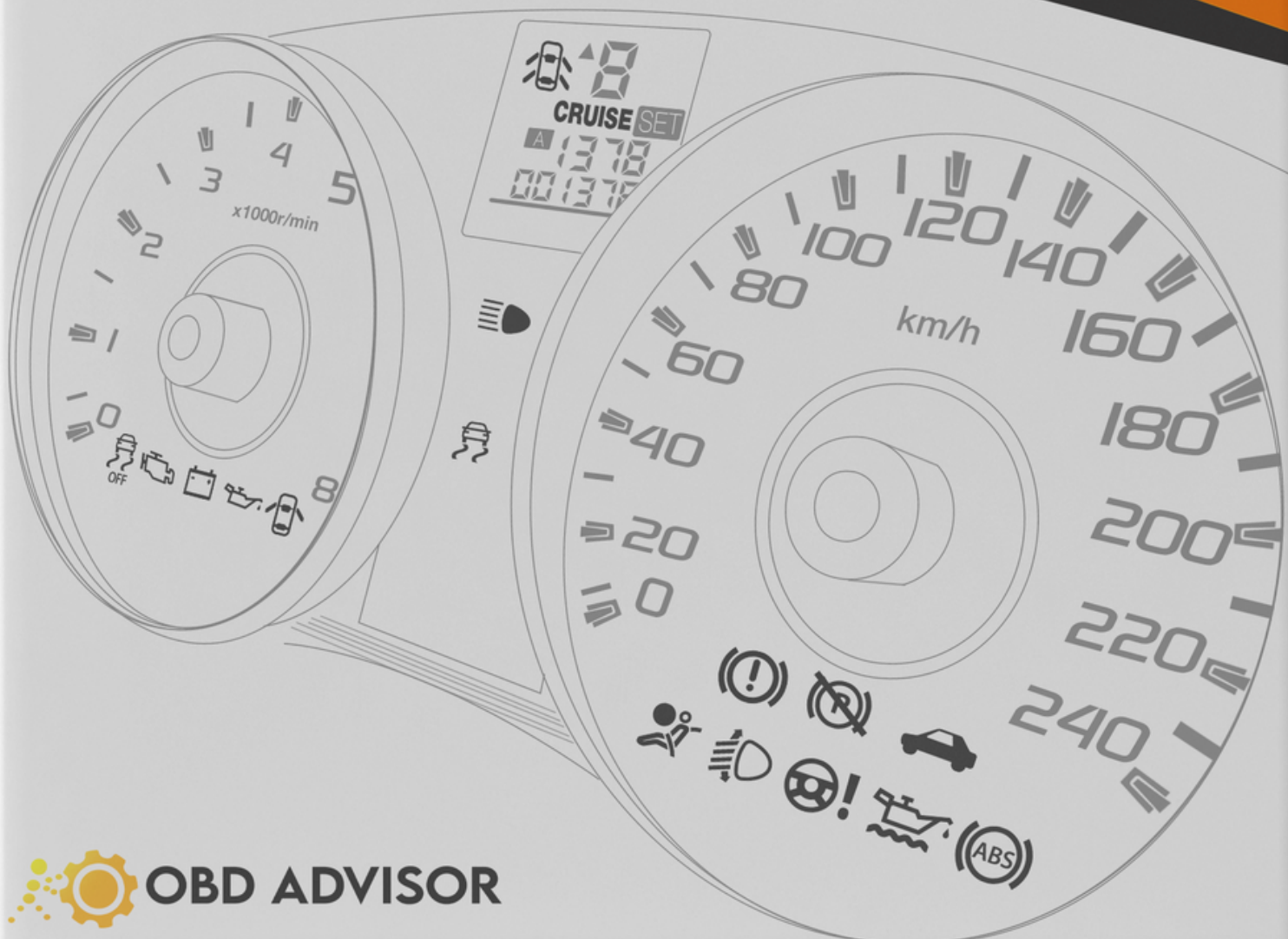


# VOLKSWAGEN

## Warning Lights & Indicators



# TABLE OF CONTENTS



Red Warning Lights	3
--------------------	---

---

Yellow Warning Lights	5
-----------------------	---









---





Green Indicators	9
------------------	---

---








Blue, Gray, & White Indicators	10
--------------------------------	----








---








Symbol	Name	Meaning
	<b>Master Warning Light</b>	Central warning light: Read and follow the text messages in the instrument cluster display
	<b>Parking Brake Indicator Light</b>	Stop! Parking brake engaged
		
	<b>Brake System Warning Light</b>	Stop! Brake fluid level too low OR: Brake system malfunction OR: Together with the ABS indicator light: ABS failure
		
	<b>Coolant Warning Light</b>	Stop! Engine coolant level too low, engine coolant temperature too high, or engine coolant system malfunction
	<b>Oil Warning Light</b>	Stop! Engine oil pressure too low
	<b>Steering Malfunction Indicator</b>	Stop! Lights up: Steering system malfunction Stop! Flashes: Electronic steering column lock malfunction





	<b>Safety Belt Warning Light</b>	Driver and/or passenger safety belts not buckled
	<b>Front Assist Forward Collision Warning Light</b>	Brake or take action to avoid the vehicle ahead! Front Assist Forward Collision Warning OR: Pedestrian Monitoring system warning
	<b>Shift Lock Warning Light</b>	Brake! Depress brake pedal. ACC driver intervention warning
	<b>Alternator Malfunction Warning Light</b>	Alternator malfunction








Symbol	Name	Meaning
	<b>Master Warning Light</b>	Central caution light: Read and follow the text messages in the instrument cluster display
	<b>Electronic Stability Control Warning Light</b>	Lights up: ESC malfunction or ESC switched off by the system OR: Together with ABS Warning Light: ABS malfunction OR: The vehicle battery has been reconnected. Flashes: ESC or ASR is active
	<b>Traction Control System OFF Indicator</b>	ASR manually deactivated OR: ESC Sport mode manually activated OR: Together with ESC Warning Light: ESC manually switched off
	<b>ABS Warning Light</b>	ABS malfunction
	<b>ABS Warning Light</b>	ABS malfunction
	<b>Electronic Parking Brake Malfunction Light</b>	Electronic parking brake malfunction
	<b>Exterior Light Malfunction Light</b>	One or more driving lights burned out









	<b>Check Engine Light</b>	Lights up: Engine control malfunction Flashes: Misfire
	<b>Engine Control Malfunction Light</b>	Engine control malfunction
	<b>Engine Speed Limited Warning Light</b>	Engine speed (RPM) limited
	<b>Steering Warning Light</b>	Lights up: Problem with the steering Flashes: Steering column not locked/ unlocked
	<b>Tire Pressure Monitor Indicator</b>	Lights up: Tire pressure too low Flashes: Tire Pressure Monitoring System (TPMS) malfunction
	<b>Rain Sensor Fault Indicator</b>	Rain and light sensor malfunction
	<b>Windshield Wiper Malfunction Light</b>	Windshield wiper malfunction






	<b>Low Washer Fluid Indicator</b>	Not enough windshield washer fluid
	<b>Low Fuel Indicator</b>	Fuel tank almost empty
	<b>Engine Oil Level Warning Light</b>	Lights up: Engine oil level too low Flashes: Engine oil system malfunction
	<b>Airbag And Safety Belt Pretensioner Malfunction Indicator</b>	Airbag and safety belt pretensioner system malfunction
	<b>Passenger Front Airbag OFF Indicator</b>	Passenger front airbag turned off
	<b>Check Gas Cap Indicator</b>	Fuel filler cap not properly closed
	<b>Lane Assist Indicator</b>	Lane Assist switched on, not active

	<b>Transmission Warning Light</b>	Automatic transmission: Malfunction or transmission overheating Manual transmission: Clutch does not transfer all of the engine torque
	<b>Adaptive Cruise Control Warning Light</b>	Adaptive cruise control (ACC) currently not available
	<b>Front Assist OFF Indicator</b>	Front Assist switched off
	<b>Adaptive Chassis Control Malfunction Light</b>	Adaptive chassis control DCC system malfunction



Symbol	Name	Meaning
	<b>Cruise Control Indicator</b>	Lights up: Cruise control is regulating the vehicle speed OR: Adaptive Cruise Control (ACC) switched on (if equipped)
	<b>Cruise Control Indicator</b>	Lights up: Cruise control is regulating the vehicle speed OR: Adaptive Cruise Control (ACC) switched on (if equipped)
	<b>Lane Assist Indicator</b>	Lane Assist is switched on and active
	<b>Press Brake Pedal Warning Light</b>	Lights up: Brake pedal not depressed Flashes: The release button in the selector lever is not engaged
	<b>Turn Signal Indicator Light</b>	Turn signals, left or right Emergency flashers switched on

Symbol	Name	Meaning
	High Beams	High beams switched on or headlight flashers in use
	Adaptive Cruise Control Warning Light	ACC switched on. No vehicle has been detected ahead
	Adaptive Cruise Control Warning Light	ACC switched on. Vehicle detected ahead
	Front Assist distance warning light	Increase the distance between your vehicle and the vehicle ahead
	Cruise control malfunction light	Cruise control malfunction
	High Beam Control Warning Light	Light Assist high beam control switched on
	Service reminder light	Service reminder display
	Phone Charge Level Indicator	Charge level of the mobile phone battery. Apply only to models with a factory-installed mobile phone package

	<b>Frost Warning Indicator</b>	Outside temperature colder than +39 °F (+4 °C)
	<b>Auto Start Stop Indicator</b>	Start-stop available. Automatic engine stop is active
	<b>Auto Start Stop Off Indicator</b>	Start-stop not available. OR: Start-stop has automatically restarted the engine
	<b>Economy Operation Indicator</b>	Fuel-efficient driving display
	<b>Consult Owner's Manual Indicator</b>	Refer to the Owner's Manual

# Questions? Contact us.



[www.obdadvisor.com](http://www.obdadvisor.com)  
[obdadvisor.scanner@gmail.com](mailto:obdadvisor.scanner@gmail.com)